

[URL: https://sarathi.parivahan.gov.in/sarathiservice/sarathiHomePublic.do?stCd=KA](https://sarathi.parivahan.gov.in/sarathiservice/sarathiHomePublic.do?stCd=KA)

Change of address in LL

Applicant Side:

1. Application submission through Aadhar e-KYC authentication
2. Fee payment

RTO Side:

3. Scrutiny
4. LL Approval (Approval Message Will be send to the applicant with LL print Link)

Applicant Side:

5. LL Print

Change of Address in LL Application procedure

1. Application Submission through Aadhar e-KYC

Open Parivahan website and select the Service of Change of Address in LL application which available under Learners License Menu.

The screenshot shows the Parivahan Sarathi website interface. The top header includes the Government of India logo, the Ministry of Road Transport & Highways, and the Sarathi Parivahan Sarathi logo. The date is 07-10-2021 and the time is 04:00:34 PM. The main menu includes options like Learner Licence, Driving Licence, Conductor Licence, etc. The 'Learner Licence' menu is expanded, showing options such as 'Application For New Learner Licence', 'Expired Learner Licence Issue Again', 'Application Edit (LL Only)', 'Services For Duplicate LL, Address Change, Etc.', 'LL Edit Entry', 'Print Learner Licence (Form3)', 'Tutorial For LL Test', 'Online LLTest(STALL)', 'Mock Test For LL', and 'Sample Question For LL Test'. A yellow arrow points to the 'Services For Duplicate LL, Address Change, Etc.' option. The main content area displays various services for Learner's Licence, including 'Apply for DL Renewal', 'Apply for Duplicate DL', 'Apply for Change of Address', 'Apply for International Driving Permit (IDP)', 'Print Application Forms', 'Service Withdraw', 'DL Services (Replace of DL/Others)', 'Add Class of Vehicles to an Application', 'Appointments', 'Tutorial for LL Test', 'Complete your Pending Application', 'Check Payment Status', 'Upload Document', and 'Fee Payments'.

Enter the LL Number and DOB

The screenshot shows the 'Application for Services on Learner's Licence' form. The form has two input fields: 'Learner's Licence Number' with the value 'KA01 /0000005/2021' and 'Date of Birth' with the value '23-02-1979'. A yellow arrow points to the 'Proceed' button. Below the form, there is a note: '* Indicates Mandatory'. The footer includes the NIC logo, the Digital India logo, and links to the Dashboard, User Manual, Contact Us, and Change State.

LL Details will be fetched from the Sarathi portal:

LL Transactions

https://sarathicov.nic.in:8443/sarathiservice/displayLLServicesPage.do

90%

DATE: 07-10-2021
TIME: 04:02:03 PM

Sarathi PARIVAHAN
SARATHI

TRANSPORT DEPARTMENT, GOVERNMENT OF KARNATAKA

Application for Services on Learner's Licence

* Learner's Licence Number KA01 /0000005/2021 * Date of Birth 23-02-1979

Proceed Refresh Cancel

* Indicates Mandatory

Personal and Licence Details

Name
Father Name
Mobile Number
Blood Group Unknown
Address

Photo
Signature
Signature

Licence Details
Learners Licence No
Date of Issue 04-10-2021
Validity 03-04-2022
Class of Vehicles MCWG

Confirm Cancel

Designed, developed and hosted by
NIC National Informatics Centre

IP: 164.100.133.254

Digital India
Power to Empower

Dashboard
Activate User Account
Parivahan

User Manual
Acts & Rules
Videos/Audios

Contact Us
FAQs
Feedback / Complaints

Change State

Select the change of Address in LL service from the list of services

Application for Services on Learner's Licence

* Learner's Licence Number KA01 /0000005/2021 * Date of Birth 23-02-1979

Proceed Refresh Cancel

* Indicates Mandatory

Personal and Licence Details

Personal Details
Name
Father Name
Mobile Number
Blood Group Unknown
Address

Photo
Signature
Signature

Licence Details
Learners Licence No KA01 /0000005/2021
Date of Issue 04-10-2021
Validity 03-04-2022
Class of Vehicles MCWG

Confirm Cancel

Learner's Licence Details

Select State and RTO Office from where Services are to be applied

* State Karnataka * RTO Office RTO BANGALORE (CENTRAL), KORA Go

Please Select Required LL Service

☒ CHANGE OF ADDRESS IN LL
☐ DUPLICATE LL

Submit Cancel

Select Aadhar Authentication for Faceless service

eKYC Form

https://sarathicov.nic.in:8443/sarathiservice/showSelectedLLServices.do

सड़क परविहन और राजमार्ग मंत्रालय भारत सरकार
MINISTRY OF ROAD TRANSPORT & HIGHWAYS
Government of India

Sarathi SARATHI


PARIVAHAN SARATHI

DATE: 13-10-2021
TIME: 01:16:00 PM

TRANSPORT DEPARTMENT, GOVERNMENT OF KARNATAKA

Authentication With E-KYC


☒ Submit via Aadhaar Authentication ☐ Submit without Aadhaar Authentication

 [Submit](#) [Home](#)

Designed, developed and hosted by
NIC एन आई सी
National Informatics Centre

IP: 164.100.133.254
Digital India
Power To Empower

[Dashboard](#) [User Manual](#) [Contact Us](#) [Change State](#)
[Activate User Account](#) [Acts & Rules](#) [FAQs](#)
[Parivahan](#) [Videos/Audios](#) [Feedback / Complaints](#)



Enter Aadhar number and Generate the OTP

https://sarathicov.nic.in:8443/sarathiservice/showSelectedLLServices.do

सड़क परविहन और राजमार्ग मंत्रालय भारत सरकार
MINISTRY OF ROAD TRANSPORT & HIGHWAYS
Government of India

Sarathi SARATHI

PARIVAHAN SARATHI

DATE: 13-10-2021
TIME: 01:30:50 PM

TRANSPORT DEPARTMENT, GOVERNMENT OF KARNATAKA

Authentication With E-KYC

☒ Submit via Aadhaar Authentication ☐ Submit without Aadhaar Authentication

State

☒ Aadhaar number ☐ Virtual ID


Aadhaar Number / Virtual ID [Generate OTP](#)

Enter OTP here

☐ I hereby state that I have no objection in authenticating myself with Aadhaar based authentication system and give my consent to providing my Aadhaar number, Biometric and/ or One Time Pin (OTP) data for Aadhaar based authentication/ eKYC for the purpose of availing of the Driving License related Service provided by the concerned Transport Department myself with Aadhaar Based Authentication System..

☐ I understand that the Biometrics and OTP I provide for authentication shall be used only for authenticating my identity through the Aadhaar Authentication Service or for obtaining my eKYC data through Aadhaar eKYC Service for that specific transaction and for no other purposes.


☐ I understand that the Transport Department shall ensure security and confidentiality of my personal identity data provided for the purpose of Aadhaar based authentication/ eKYC.

 [Authenticate](#) [Cancel & use alternate method for authentication](#)


Designed, developed and hosted by
NIC एन आई सी
National Informatics Centre

IP: 164.100.133.254
Digital India
Power To Empower


[Dashboard](#) [User Manual](#) [Contact Us](#) [Change State](#)
[Activate User Account](#) [Acts & Rules](#) [FAQs](#)
[Parivahan](#) [Videos/Audios](#) [Feedback / Complaints](#)



Enter the received OTP and click on “Authenticate” button



सड़क परिवहन और राजमार्ग मंत्रालय भारत सरकार
MINISTRY OF ROAD TRANSPORT & HIGHWAYS
Government of India



PARIVAHAN
SARATHI

DATE: 13-10-2021
TIME: 01:31:44 PM

TRANSPORT DEPARTMENT, GOVERNMENT OF KARNATAKA

Authentication With E-KYC

☒ Submit via Aadhaar Authentication☐ Submit without Aadhaar Authentication

State

☒ Aadhaar number☐ Virtual ID

Aadhar Number / Virtual ID

Successfully sent the One Time Password to your Registered Mobile Number(*****0548).


Enter OTP here

☐ I hereby state that I have no objection in authenticating myself with Aadhaar based authentication system and give my consent to providing my Aadhaar number, Biometric and/ or One Time Pin (OTP) data for Aadhaar based authentication/ eKYC for the purpose of availing of the Driving License related Service provided by the concerned Transport Department myself with Aadhaar Based Authentication System..


☐ I understand that the Biometrics and OTP I provide for authentication shall be used only for authenticating my identity through the Aadhaar Authentication Service or for obtaining my eKYC data through Aadhaar eKYC Service for that specific transaction and for no other purposes.

☐ I understand that the Transport Department shall ensure security and confidentiality of my personal identity data provided for the purpose of Aadhaar based authentication/ eKYC.


Resend OTP 04:19



Aadhar details will be fetched from Aadhar portal then click on “Proceed”



सड़क परिवहन और राजमार्ग मंत्रालय भारत सरकार
MINISTRY OF ROAD TRANSPORT & HIGHWAYS
Government of India



PARIVAHAN
SARATHI

DATE: 13-10-2021
TIME: 01:31:44 PM

TRANSPORT DEPARTMENT, GOVERNMENT OF KARNATAKA

Authentication With E-KYC

☒ Submit via Aadhaar Authentication☐ Submit without Aadhaar Authentication

State


Applicant Deatils

Applicant Name

Date Of Birth

Relation Name

Gender



Address Details

House No

Street

Locality

Landmark

Village/Town/City


Postal Code

Post Office

District

State

Country



Enter Captcha and submit the application:

The screenshot shows a web browser window with the URL <https://sarathicov.nic.in:8443/sarathiservice/validateEkyDetails.do>. The page header includes the Government of India logo, the Ministry of Road Transport & Highways, and the Sarathi Parivahan logo. The date is 16-10-2021 and the time is 04:02:12 PM. The page title is "TRANSPORT DEPARTMENT, GOVERNMENT OF KARNATAKA". The main heading is "Application for Services on Learner's Licence". Below this, there is a section "Show or Hide Personal and Licence Details". Under "Selected LL Services", there is a green link "CHANGE OF ADDRESS IN LL". A captcha box displays the text "XFbPfo" and a blue "C" icon. Below the captcha box is a text input field containing "XFbPfo" and a blue "Submit" button. A yellow arrow points to the "Submit" button. Below the input field is a blue "Exit" button. The footer includes logos for NIC, Digital India, and various links like Dashboard, User Manual, Contact Us, etc.

Application acknowledgement slip will be generated

The screenshot shows a web browser window with the URL <https://sarathicov.nic.in:8443/sarathiservice/showApplNum.do>. The page header is the same as the previous screenshot. The main heading is "Application Reference Details". Below this, there is a section "Application Reference Slip". This section contains a table with the following information:

Services Requested	Documentary Proof Required
1. Change of Address in LL	• Address Proof (Present) • Learner Licence

Below the table, there are three green checkmarks indicating the application status:

- ✓ Your application is submitted for processing and quote this Application Number: **1348621** for all future reference .
- ✓ An SMS has been sent to your registered mobile Number : *****0548 .
- ✓ Application submitted through eKYC.

Below the checkmarks, there is a "Note 1" section with the following text:

Note 1: Applicant should take print out of the **Application Form (pre filled)** and duly signed with all required Documents to the concerned RTO / RLA office.

2: The online facility of application submission, upload documents, payment of fees, slot booking etc., does not complete the process of issue of Driving Licence or any other Service requested. The applicant has to compulsorily visit the concerned Road Transport Office to finish the process of issue of Driving Licence and/or any other associated services.

3: Applicants are requested to note that after completion of all stages mentioned under 'Applicant Stages', the applicant has to visit the concerned Road Transport Office on the scheduled date of appointment, along with the necessary documents to complete the remaining process (or) in cases where online slot booking facility is not available for any particular RTO, the applicant has to go to the concerned Road Transport Office at the earliest along with the necessary documents, to complete the remaining process.

Below the note, there is a link: "For any reference visit: <https://sarathi.parivahan.gov.in/sarathiservice>".

On the right side of the "Application Reference Slip" section, there is a QR code.

Below the "Application Reference Slip" section, there are two blue buttons: "Next" and "Home". A yellow arrow points to the "Next" button.

On the right side of the page, there is a section "Applicant Address" with the following information:

Applicant Address : NO 24 1ST CROSS SHANTHINAGAR Pincode : 560027

RTO Location : RTO BANGALORE (CENTRAL), KORAMANGALA BANAGLAORE CENTRAL, KORAMANGALA,BDA COMPLEX, 3-BLOCK,BANGALORE PinCode: 560034 rtobngc-ka@nic.in Phone: 080-25533525

Below the "Applicant Address" section, there is a section "Application Form (pre filled)" with the following links:

- [Print Form1](#)
- [Print Form1.A](#)
- [Print Acknowledgement](#)

The footer is the same as the previous screenshot.

2. Fee payment

Select “Fee Payment” option and click on “Procced”.

NOTE:

- 1.The completion of application submission, upload documents, payment of fees, slot booking etc., does not complete the process of issue of Learner/Driving Licence or any other Service requested. The applicant has to compulsorily visit the concerned RTO/RLA to finish the process of issue of Learner/Driving Licence and/or any other associated services.
- 2.Applicants are requested to note that after completion of all stages mentioned under [Applicant Stages](#) , the applicant has to visit the concerned Road Transport Office on the scheduled date of appointment, along with the necessary documents to complete the remaining process.
- 3.In cases where online slot booking facility is not available for any particular RTO, the applicant has to go to the concerned Road Transport Office at the earliest along with the necessary documents, to complete the remaining process.

Application Submitted for Contactless Service. No need to visit RTO office.

Requested Details

S.NO	Transactions Applied	Class Of Vehicles	Reference Licence Number
1	CHANGE OF ADDRESS IN LL	-	KA01 /0000005/2021

Stage(s) to be Completed

<input type="radio"/> 1. SERVICES ON LL	Completed
<input checked="" type="radio"/> 3. FEE PAYMENT	To be done by the Applicant

Proceed **Cancel** **Home**

Select Bank gateway “Khajane-2” and Enter the captcha and Click on “Pay Now” option

Application Fee for LL / DL Test

Enter Details

* Application No : 1348621 * Date of Birth : 23-02-1979 [Click Here To Calculate Fee](#)

Transaction Details

Applicant Name: V UMA SHANKAR BABU RTO: RTO BANGALORE (CENTRAL), KORAMANGALA State: Karnataka

Transaction	Class Of Vehicle	Fee Amount	AF/CF/Fine	Total
CHNGE LL ADDR		30.00	0.00	30.00
Grand Total				30.00

Total Amount to be Paid (₹): 30.00 Thirty Rupees Only

Payment Options

☒ Bank / Gateway / Treasury: **Khajane-2** **F 2 I A 4 A** **F2IA4A**

Mail will be sent to this id: SMS will be sent to this Phone No: *****0548

Pay Now **Home**

Disclaimer: The details shown are for informational purposes only. They are based on the information received from the Department. NIC does not hold any responsibility for the contents.


NIC **एन आई सी**
National Informatics Centre

Designed, developed and hosted by
National Informatics Centre
C1


Digital India
Power To Empower

eKYC Form x Token Generation: x +

← → ↻ 🏠 🔒 https://sarathicov.nic.in:8443/payments/Proceed.jsp 90% ☆ 📶 ☰



सड़क परिवहन और राजमार्ग मंत्रालय भारत सरकार
MINISTRY OF ROAD TRANSPORT & HIGHWAYS
Government of India



SARATHI PARIVAHAN
SARATHI

DATE: 16-10-2021
TIME: 4:14:03 pm

Please note this Sarathi Token No / Transaction ID : KA2021U00004840

Application No	1348621	Applicant's Name	V UMA SHANKAR BABU
Date	16-10-2021	Gateway / Bank	STATE BANK OF HYDERABAD
Transaction Details	CHNGE LL ADDR --30.00-30.00	Amount(₹)	30.00


Terms and Conditions :

* Once payment process is completed, no automatic refund is permissible from this site. For manual refund of un-availed service or double payment cases, user can approach respective Transport Department/ RTO

☒ I agree to the Terms and Conditions


➡ [Proceed For Payment](#) [Cancel](#)

Disclaimer: The details shown are for informational purposes only. They are based on the information received from the Department. NIC does not hold any responsibility for the contents.



एन आई सी
National Informatics Centre


Designed, developed and hosted by
National Informatics Centre
C1



Digital India
Power to Empower

eKYC Form x sarathicov.nic.in:8443/payments/Sbh x +

← → ↻ 🏠 🔒 https://sarathicov.nic.in:8443/payments/Sbh.jsp 90% ☆ 📶 ☰



संयुक्त
संवेकी
संरक्षण
State Bank of Hyderabad

Home

ALWAYS change your passwords periodically.	NEVER reveal your passwords or card details to anyone.	ALWAYS keep your computer free of malware.	NEVER respond to any communication seeking your passwords.
--------------------------------------------	--------------------------------------------------------	--------------------------------------------	------------------------------------------------------------

Please ensure the following before logging in

- URL address on the address bar of your internet browser begins with "https"; the letter 's' at the end of "https" means 'secured'.
- Look for the padlock symbol either in the address bar or the status bar (mostly in the address bar) but not within the web page display area. Verify the security certificate by clicking on the padlock.
- The address bar has turned to green indicating that the site is secured with an SSL Certificate that meets the Extended Validation Standard. (Available in IE 7.0 and above, Mozilla Firefox 3.1 and above, Opera 9.5 and above, Safari 3.5 and above, Google chrome).
- Do not enter login or other sensitive information in any pop up window.

Beware of Phishing attacks


- Phishing is a fraudulent attempt, usually made through email, phone calls, SMS etc seeking your personal and confidential information.
- State Bank or any of its representative never sends you email/SMS or calls you over phone to get your personal information, password or one time SMS (high security) password. Any such e-mail/SMS or phone call is an attempt to fraudulently withdraw money from your account through Internet Banking. Never respond to such email/SMS or phone call. Please report immediately on report.phishing@sbi.co.in if you receive any such email/SMS or Phone call. Please lock your user access immediately, if you have accidentally revealed your credentials, to lock.

➡ [Continue to Login](#)

Browser tabs: eKYC Form, :Payment Success ACK:, Printbkgd.jsp


Address bar: https://sarathicov.nic.in:8443/payments/Printbkgd.jsp

Page 1 of 1, Automatic Zoom



GOVERNMENT OF KARNATAKA

TRANSPORT DEPARTMENT



e-Payment Receipt (Fees)

Challan Number:	ES/2071
Payment Date and Time:	2021-10-16 16:14:26.747
Sow-id:	1348621
Licence Number:	KA01 /0000005/2021 LL
Applicant's Name:	V UMA SHANKAR BABU
Date of Birth:	23-02-1979
RTO's Office:	RTO BANGALORE (CENTRAL), KORAMANGALA
e-Payment Reference Number:	KA2021U00004840
Name of the Bank:	SBH
Bank Reference Number:	EPKA2021U00004840
Amount:	30.00 Thirty Rupees only

Transaction Name	Class of Vehicle	Fee	Additional	Total
CHNGE LL ADDR		30.00	0.00	30.00

Note:

- 1) Visit the concerned Office with required forms and documents along with this receipt.
- 2) Difference of Smart Card DL fee of Rs. 49/- to be paid to the Smart Card vendor (Only for DL).
- 3) Any tampering or misuse of this receipt is an offence punishable as per law.
- 4) This is a computer generated document and does not require any signature.

3. Scrutiny:

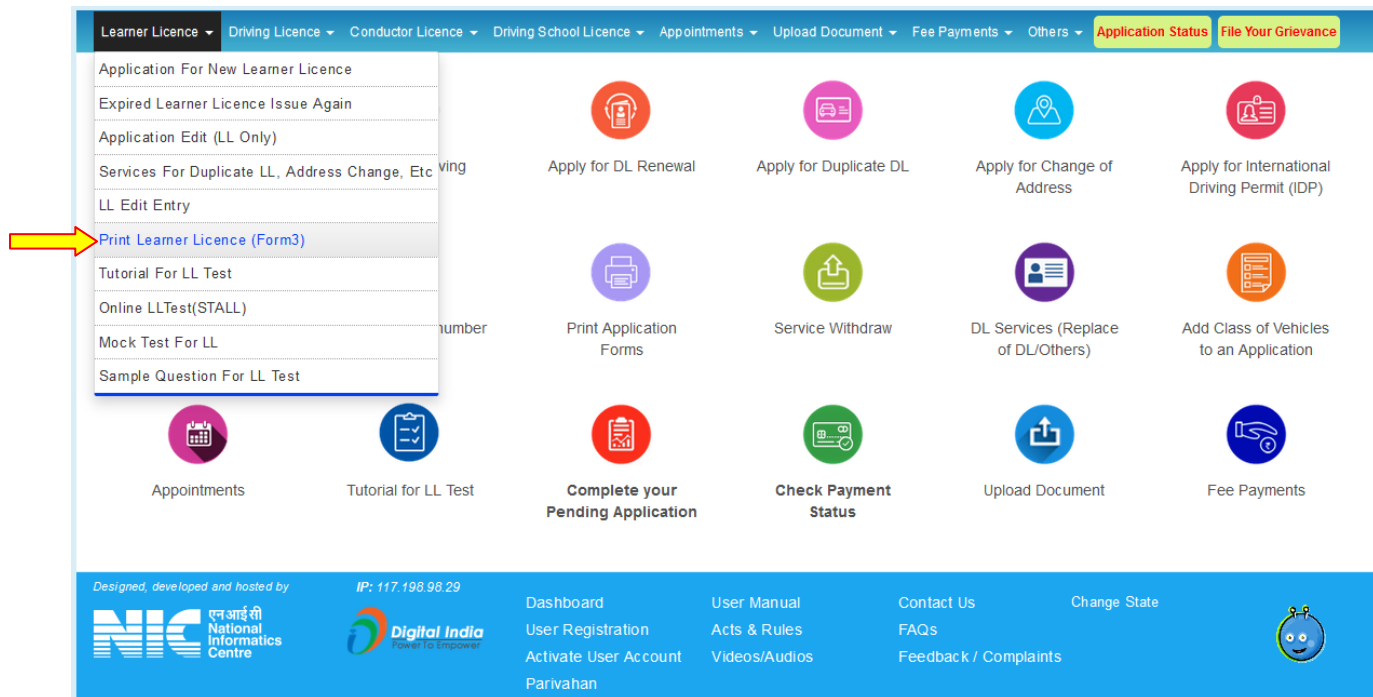
Uploaded Document and application verification will be done at office

4. LL Approval:

RTO/ARTO will approve this application after the verification completed.

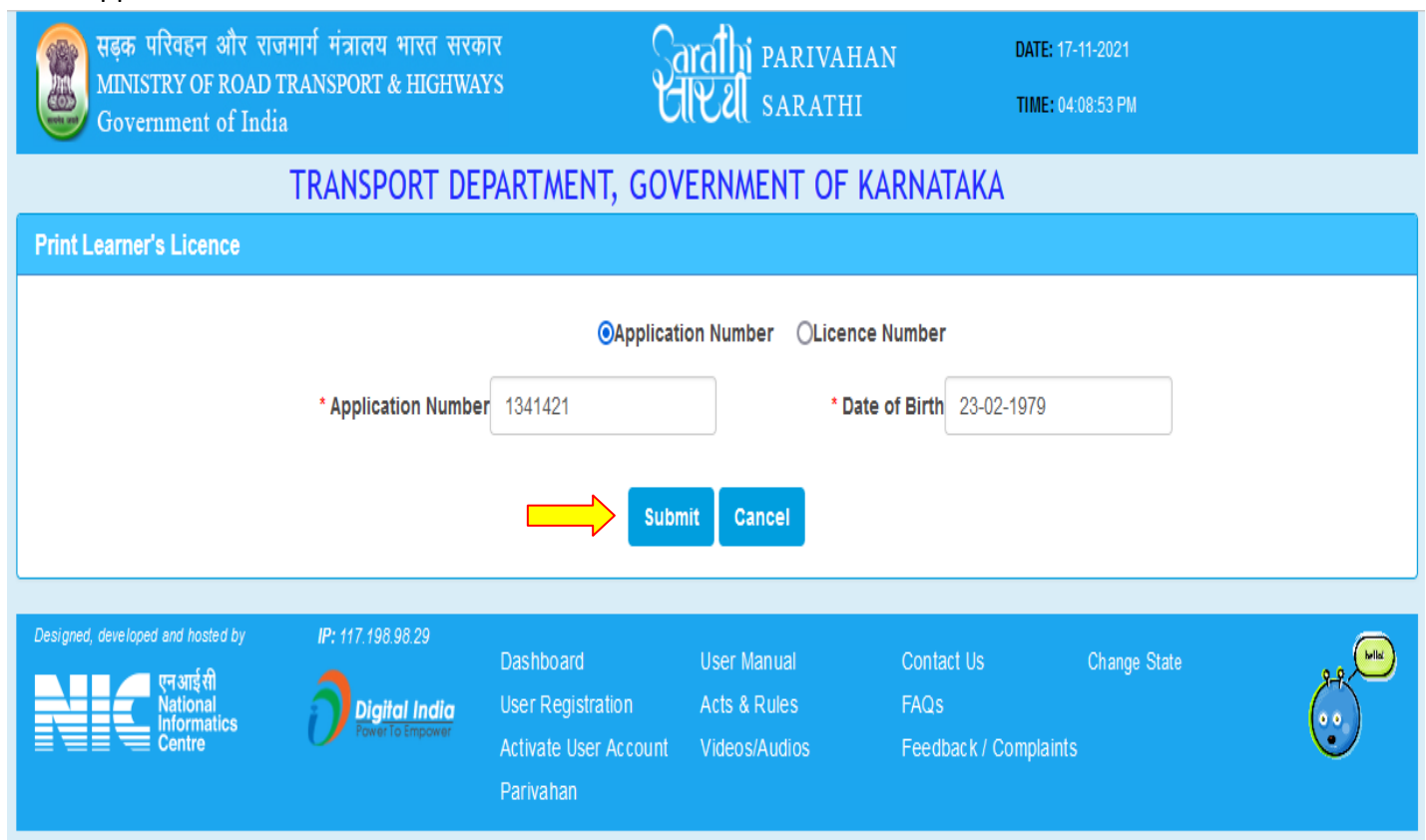
5. LL Print out:

Applicant will get the LL approval message with the link to download the LL. LL printout can be downloaded in the Public portal by Mobile OTP verification.



The screenshot shows the Parivahan portal interface. The left sidebar contains a dropdown menu for 'Learner Licence' with the following options: Application For New Learner Licence, Expired Learner Licence Issue Again, Application Edit (LL Only), Services For Duplicate LL, Address Change, Etc, LL Edit Entry, **Print Learner Licence (Form3)** (highlighted with a yellow arrow), Tutorial For LL Test, Online LLTest(STALL), Mock Test For LL, and Sample Question For LL Test. The main content area displays a grid of service icons including 'Apply for DL Renewal', 'Apply for Duplicate DL', 'Apply for Change of Address', 'Apply for International Driving Permit (IDP)', 'Print Application Forms', 'Service Withdraw', 'DL Services (Replace of DL/Others)', 'Add Class of Vehicles to an Application', 'Appointments', 'Tutorial for LL Test', 'Complete your Pending Application', 'Check Payment Status', 'Upload Document', and 'Fee Payments'. The footer includes logos for NIC, Digital India, and Sarathi Parivahan, along with links for Dashboard, User Registration, User Manual, Contact Us, and Change State.

Enter Application number and DOB and click on Submit button



The screenshot shows the 'Print Learner's Licence' form. At the top, there is a header with the Government of India logo, the text 'सड़क परिवहन और राजमार्ग मंत्रालय भारत सरकार' and 'MINISTRY OF ROAD TRANSPORT & HIGHWAYS', the Sarathi Parivahan logo, and the date 'DATE: 17-11-2021' and time 'TIME: 04:08:53 PM'. Below the header, the text 'TRANSPORT DEPARTMENT, GOVERNMENT OF KARNATAKA' is displayed. The form itself has a title bar 'Print Learner's Licence'. It contains two radio buttons: 'Application Number' (selected) and 'Licence Number'. Below these, there are two input fields: '* Application Number' with the value '1341421' and '* Date of Birth' with the value '23-02-1979'. At the bottom of the form, there are two buttons: 'Submit' (highlighted with a yellow arrow) and 'Cancel'. The footer is identical to the one in the previous screenshot.

OTP number will be sent to the applicant mobile number

सड़क परिवहन और राजमार्ग मंत्रालय भारत सरकार
MINISTRY OF ROAD TRANSPORT & HIGHWAYS
Government of India

Sarathi PARIVAHAN
SARATHI

DATE: 17-11-2021
TIME: 04:09:01 PM

TRANSPORT DEPARTMENT, GOVERNMENT OF KARNATAKA

Print Learner's Licence

☒ Application Number ☐ Licence Number

* Application Number * Date of Birth

Designed, developed and hosted by IP: 117.198.98.29

NIC एनआईसी National Informatics Centre

Digital India Power To Empower

Dashboard User Manual Contact Us Change State

sarathicov.nic.in:8443

OTP sent to XXXXXX0548

Enter OTP and click on "submit" button

सड़क परिवहन और राजमार्ग मंत्रालय भारत सरकार
MINISTRY OF ROAD TRANSPORT & HIGHWAYS
Government of India

Sarathi PARIVAHAN
SARATHI

DATE: 17-11-2021
TIME: 04:09:26 PM

TRANSPORT DEPARTMENT, GOVERNMENT OF KARNATAKA

OTP Home

* Enter OTP Number :

Designed, developed and hosted by IP: 117.198.98.29

NIC एनआईसी National Informatics Centre

Digital India Power To Empower

Dashboard User Manual Contact Us Change State

User Registration Acts & Rules FAQs

Activate User Account Videos/Audios Feedback / Complaints

Parivahan

Finally LL Print will be generated



FORM 3
[See Rule 3(a) and 13]
LEARNER'S LICENCE



Fee Details Rs.350.0/- /ES/2067 /13-10-2021

AppNo: 1341421

1. Licence No. KAD1 /0000024/2021

2. Name

3. Father's Name

4. Date of Birth

5. Optional/Blood Group-
RH Factor

6. Present Address

7. Permanent


8. Dschool Name

9. Enroll No

10. Enroll Dt

11 Marks of Identification (1)

(2)



Holder's Signature

is licenced to drive throughout India as a learner subject to the provisions of rule 3 of the Central Motor Vehicles Rules 1989, a motor vehicle of the following description

Motor Cycle with Gear(Non Transport).

*The holder of the licence has passed the preliminary test referred to in rule 11(1) of the CMV Rules ,1989.

*The holder of the licence is exempted from the medical test under rule 6 and from the Preliminary test under rule11(2)of the Central Motor Vehicle Rules,1989

*Strike off which ever is inapplicable

This Licence is valid 17/11/2021 To 16/05/2022

Warning:

Licensing Authority
RTO BANGALORE (CENTRAL),
KORAMANGALA

The attention of the holder of this licence is drawn to rule 3 of CMV Rules, 1989 which prohibits him from driving any motor vehicle unless he has besides him a person duly licenced to drive the vehicle and in every case , the vehicle carries "L" plates both in front and in the rear of the vehicle.

NOTE:This is computer generated document. It does not require any authentication